

Display Color Analyzer

MODEL 7121/7122

Key Features:

- Non-contact luminance and chromaticity measurement for color displays
- Wide luminance range:
0.1 to 9999 cd/m^2 (7121)
0.1 to 6000 cd/m^2 (7122)
- High accuracy measurement:
 $\pm 2\% \pm 1$ digit for luminance(Y),
 ± 0.002 for Chromaticity coordinates (xy)
- Selectable display modes:
xyY, $T\Delta u v Y$, $u' v' Y$, RGB, XYZ
FMA(7122), FLVL(7122)
- Support Flicker Contrast & JEITA measurements (7122)
- Memory for storing 100 channels of standard color data and calibration data
- Built-in flat display calibration data (LCD-D65, LCD-9300) to be applied for chromaticity measurement instantly
- Equipped with high contrast VFD display to increase the recognizability of data display
- Convenient user interface that switches the luminance unit by a single button
- The measurement position can be easily confirmed by positioned projecting light
- Standard USB & RS-232 data communication interface design to connect with PC



DISPLAY COLOR ANALYZER MODEL 7121/7122

Chroma 7121/7122 Display Color Analyzer adopts the design of non-contact type measurement to measure the luminance and chromaticity of display panels. Developed with the most advanced digital signal processor and the technology of optoelectronic transfer as well as precision optical parts and circuit design, the 7121/7122 is capable of performing high speed, accurate and stable tests.


The configuration of 7121/7122 complies with the color matching function sensor of CIE 1931 and CIE1976 UCS that can measure the luminance and chromaticity of display panel accurately. Users can switch to various types of chromaticity coordinates including xyY, $T\Delta u v Y$, $u' v' Y$, RGB, XYZ, FMA and FLVL modes freely. The luminance measurement range of 7121 is up to 0.1 to 9999 cd/m^2 (0.029 to 2918 fL) that can cover the luminance and chromaticity measures for all displays.

The optical measurement software incorporated by 7121/7122 is able to do chromaticity, luminance, Flicker(7122) and Gamma measurements on PC, and then show

the measured data on CIE 1931 and CIE1976 UCS chromaticity coordinate directly. Besides the function of drawing Gamma curve, the measured data can also be stored on PC and exported to EXCEL[®] for process. The example programs enclosed in optical measurement software allow users to develop the test programs that suit their needs.

The 7121/7122 has 100 channels of built-in memory for storing the value of standard colors and calibrated data. In addition, the 7121/7122 also provides many friendly user interfaces for operation such as the way test data shows, the position set for push buttons, the positioning projector, USB and RS-232 interfaces for data transmission, etc. to satisfy the requirements for actual measures.

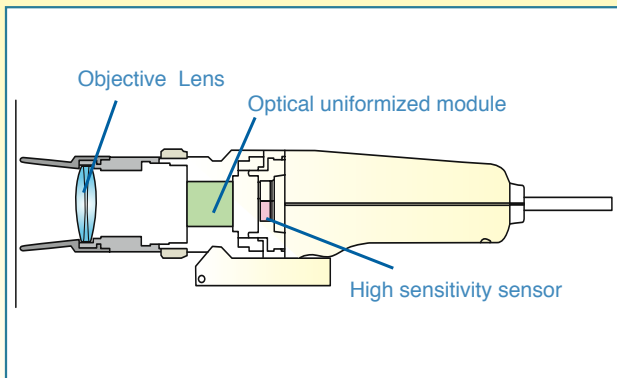
As the technology and products of flat displays have become the mainstream in the market today, every manufacturer is seeking for high value-added and low cost measurement solutions to raise its competitiveness; the 7121/7122 is the excellent tool to assist in achieving that purpose.



Chroma



PROBE OPTICAL SYSTEM FEATURE



The Probe Optical System (patented) of Chroma 7121/7122 Display Color Analyzer is featured in 3 parts - 1. Objective lens, 2. Optical uniformized module, 3. High sensitivity sensor. It can measure various display devices such as LCD, CRT, PDP, FED, SED, OLED and other soft display devices precisely.

The light projected by the light source to be measured is gathered into the optical uniformized module through the objective lens. After uniformizing the light of each dot on the area to be tested in the module, it projects equally to a probe device with X, Y and Z filter compensation.

LOW-LUMINANCE MEASUREMENT

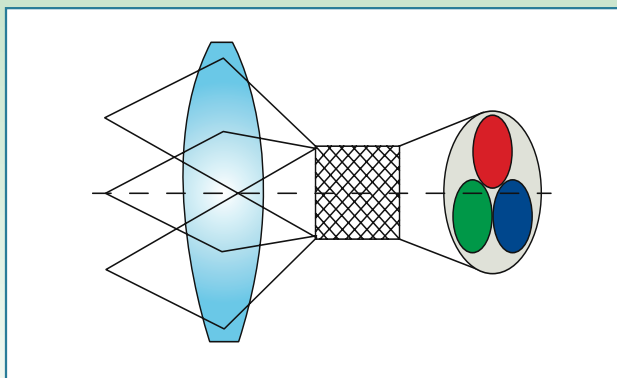
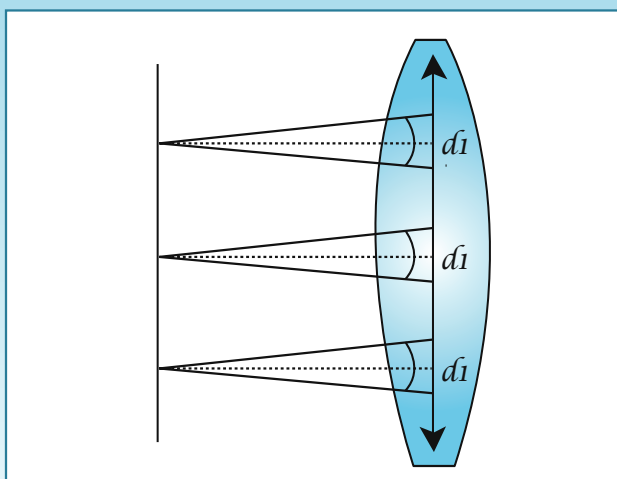


Diagram of Optical Uniformized Module

Reducing the light loss during transmission in the system hence increasing the use rate of input light quantity is the main factor that the system can accomplish rapid and accurate measures under low luminance measurement mode.

The optical uniformized module implemented in 7121/7122 not only uniformizes the input light quantity but also reduces its loss significantly due to transmission, moreover raises the use rate. The high sensitive detection device of 7121/7122 formed by high transmission Y filter and high light sensitivity detector further increases the use rate of input light quantity for outputting accurate low-luminance test results.

OBJECT-SIDE TELECENTRIC OPTICAL SYSTEM

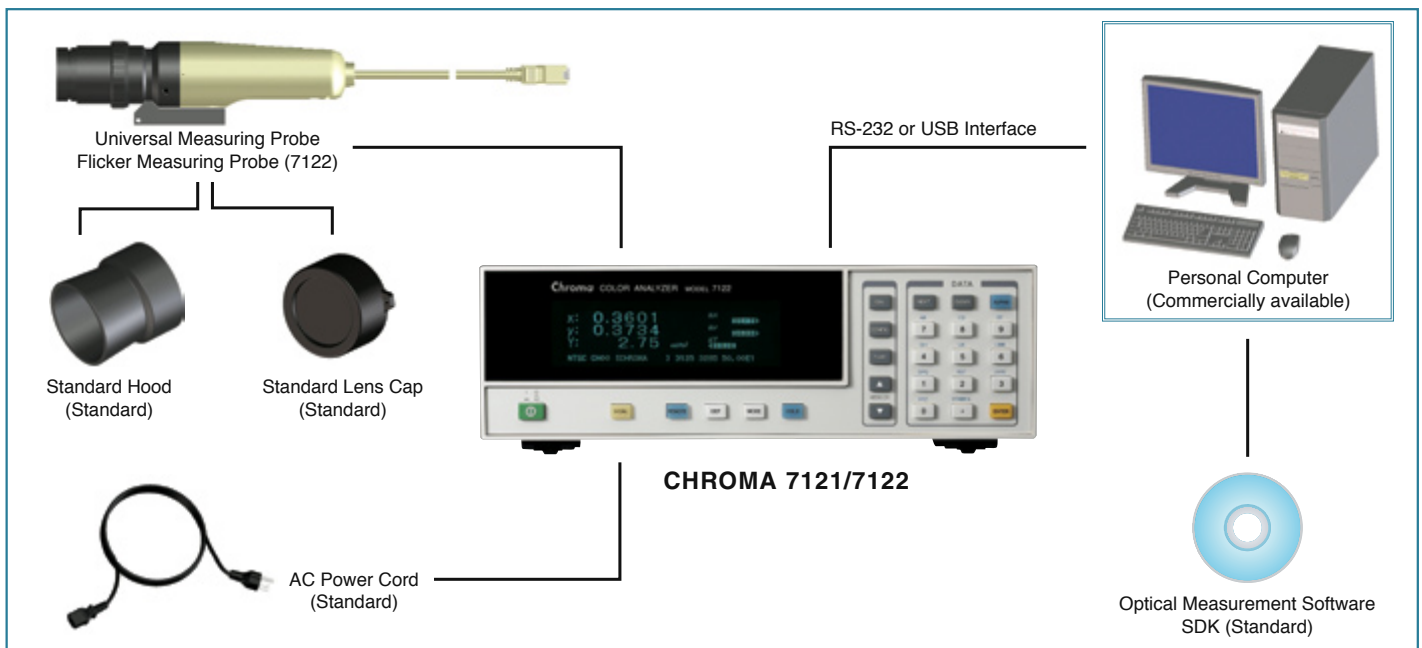


Measurement Angle of 7121/7122

Certain types of displays (ex. LCD) have stronger directive that can adhere to human eyes when watching a display device. For the feature of receiving smaller emission angle, the light acceptance angle should be within 5° according to the recommendation of IEC 61747-6 and EIAJ ED-2522 standards.

Chroma 7121/7122 Display Color Analyzer designs the light acceptance angle to 5° in comply with the IEC standards. With the object-side telecentric optical system design the light acceptance angle in the measurement range will show symmetry along the flat surface of display in vertical direction. Therefore, the light acceptance angle of 7121/7122 for normal direction of display flat surface is $\pm 2.5^\circ$ only (as the figure shows.) Moreover, the telecentricity of 7121/7122 that is the middle line of light acceptance angle and the normal included angle of device flat surface has the error less than 0.25° .

SYSTEM STRUCTURE

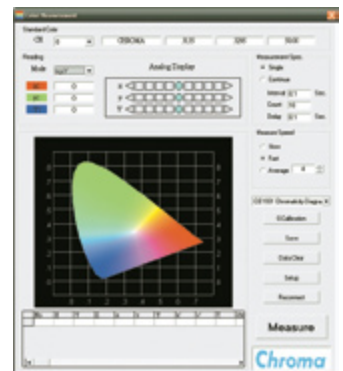


OPTICAL MEASUREMENT SOFTWARE / SDK (STANDARD)

Chroma 7121/7122 Display Color Analyzer working with the optical measurement software is able to grab the measured data to PC and store it or export it to EXCEL® for process. The example programs of optical measurement software are also enclosed for users to develop the application that suits their need.

Color Measurement

It shows both digital and analog at the same time and there are xyY, T Δ uvY, u' v' Y, RGB, XYZ, FMA and FLVL seven display modes available for setting one time or continuous measurement.



Color Measurement

Flicker Measurement

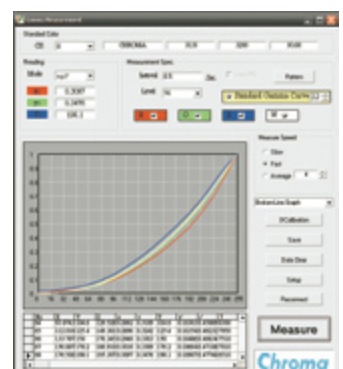
The 7122 supports FMA and FLVL two modes. FMA Flicker measurement mode can see the comparison (AC/DC) between luminance change (AC) and basic amount (DC); while the FLVL (JEITA/VESA) Flicker measurement mode can separate the AC amount for different frequencies. The Flicker value of each frequency shows on the chart allows users to identify the location of Flicker frequency dot easily.



Flicker Measurement

Gamma Measurement

Gamma measurement for red, green, blue and white four colors can be done when it is connected to the VPG of Chroma. It can set up to 4096 (12 bit) levels for measurement as need and display the standard Gamma curve at the same time.



Gamma Measurement

Software Development Kit (SDK)

- Example Program:
 - Color Measurement
 - Color Calibration
 - Gamma Measurement
 - Multiple Analyzers Control
- API Development Library

System Requirements

Operating System: Windows® 2000/XP

Windows® & EXCEL® are the trademarks of Microsoft in United States and other countries.

SPECIFICATIONS

Model	7121		7122	
Main unit				
Measurement Area	ø27 mm			
Acceptance Angle	± 2.5°			
Display	Luminance	0.01 to 9999 cd/m ²		0.01 to 6000 cd/m ²
Range	Chromaticity	Displayed in 4 or 3 digit value		
Measuring Range	0.10 to 9999 cd/m ² (0.03 to 2918 fL)		0.10 to 6000 cd/m ² (0.03 to 1751.4 fL)	
Luminance Unit	cd/m ² or fL, selectable via front panel key			
Display Mode	Digital	xyY; XYZ; TΔuvY ; u' v' Y; RGB		xyY; XYZ; T Δ uvY; u' v' Y; RGB; FMA; FLVL
	Analog	Δx Δy ΔY; ΔR ΔG ΔB; ΔR G/R B/R; R/G ΔG B/G		Δx Δy ΔY; ΔR ΔG ΔB; ΔR G/R B/R; R/G ΔG B/G;FMA
Luminance Accuracy	±2% ±1digit (Calibrated by standard illuminant A under Chroma's testing condition)			
Luminance Repeatability	0.10 to 0.99 cd/m ² : 0.2% + 1digit (2σ) ; Above 1.00 cd/m ² : 0.1% + 1 digit (2σ)			
Chromaticity	Accuracy	0.1 to 2.99 cd/m ² : ± 0.008 (for standard illuminant A)		0.1 to 2.99 cd/m ² : ± 0.008 (for standard illuminant A)
		3.0 to 4.99 cd/m ² : ± 0.005 (for standard illuminant A)		3.0 to 4.99 cd/m ² : ± 0.005 (for standard illuminant A)
		5.00 to 9.99 cd/m ² : ± 0.003 (for standard illuminant A)		5.00 to 9.99 cd/m ² : ± 0.003 (for standard illuminant A)
		10.00 to 9999 cd/m ² : ± 0.002 (for standard illuminant A)		10.00 to 6000 cd/m ² : ± 0.002 (for standard illuminant A)
Chromaticity	Repeatability	0.10 to 0.19 cd/m ² : 0.015 (2σ)		0.10 to 0.19 cd/m ² : 0.015 (2σ)
		0.20 to 0.49 cd/m ² : 0.008 (2σ)		0.20 to 0.49 cd/m ² : 0.008 (2σ)
		0.50 to 1.99 cd/m ² : 0.003 (2σ)		0.50 to 1.99 cd/m ² : 0.003 (2σ)
		2.00 to 9999 cd/m ² : 0.001 (2σ)		2.00 to 6000 cd/m ² : 0.001 (2σ)
Flicker Contrast method	Meas. Range	--		5 cd/m ² or higher
	Display Range	--		0.0 to 100%
Flicker JEITA method	Accuracy	--		±1% (Flicker frequency:30 Hz AC/DC 10 % sine wave)
	Repeatability	--		±2% (Flicker frequency:60 Hz AC/DC 10 % sine wave) 1% (2σ) (Flicker frequency:20 to 65 Hz AC/DC 10 % sine wave)
Flicker JEITA method	Meas. Range	--		5 cd/m ² or higher
	Accuracy	--		±0.5dB (Flicker frequency:30 Hz AC/DC 10 % sine wave)
	Repeatability	--		0.3dB(2σ) (Flicker frequency:30 Hz AC/DC 10 % sine wave)
Measurement Speed	0.1 to 3.99 cd/m ² : 5 times/second ; 4.00 cd/m ² or above : 15 times/second			
Memory Channel	100 channels			
SYNC Mode	NTSC, PAL, EXT, UNIV, INT			
Object Under Measurement	10~100 Hz		10~135 Hz	
Interface	USB(2.0), RS232C (Baud rate max. 115200)			
Input Voltage Range	AC 100~240V, 50/60 Hz, 50VA			
Temperature Range	Operation : 0°C to 40°C (32°F to 104°F) ; Storage : -20°C to 55°C (-4°F to 131°F)			
Humidity Range	Less than 85% relative humidity (at 35°C/95°F with no condensation)			
Dimensions (WxHxD)	320x115x240mm			
Weight	2.5 Kg			
Measuring Probe				
Number of measurement	One probe			
Dimensions	ø 46 x 235(D) mm			
Weight	500g			
Cord Length	2.5m			
Optical System	LED pointing function			
Other Functions	Calibration of user-selected color reference, storage of channel ID name, variable analog display range, measurement hold,remote control			
Certification	CE			

*Reference Standard : IEC 61747-6, EIAJ ED-2522, ASTM E455-03, VESA Standard

*All specifications are subject to change without notice.

ORDERING INFORMATION

7121 : Display Color Analyzer

A712100 : Probe with a 2.5-Meters Cable for Model 7121 Series

7122 : Display Color Analyzer

A712200 : Probe with a 2.5-Meters Cable for Model 7122 Series

Optional Accessory :

A712101 : Probe with a 5-Meters Cable for Model 7121

A712102 : Tripod (Including a level)

Developed and Manufactured by :

CHROMA ATE INC.

致茂電子股份有限公司

HEADQUARTERS

66, Hwa-Ya 1st Rd., Hwa-Ya
Technology Park, Kuei-Shan Hsiang,
Taoyuan Hsien 33383, Taiwan
Tel: +886-3-327-9999
Fax: +886-3-327-8898
http://www.chromaate.com
E-mail: chroma@chroma.com.tw

U.S.A.

CHROMA ATE INC. (U.S.A.)

7 Chrysler Irvine, CA 92618
Tel: +1-949-421-0355
Fax: +1-949-421-0353
Toll Free: +1-800-478-2026

EUROPE

CHROMA ATE EUROPE B.V.

Morsestraat 32, 6716 AH Ede,
The Netherlands
Tel: +31-318-648282
Fax: +31-318-648288

CHINA

CHROMA ELECTRONICS

(SHENZHEN) CO., LTD.
8F, No.4, Nanyou Tian An
Industrial Estate, Shenzhen,
China PC: 518054
Tel: +86-755-2664-4598
Fax: +86-755-2641-9620

Distributed by:

Worldwide Distribution and Service Network

7121/7122-E-200806-1000